


The presentation has a title slide

Oriel theme is applied to the presentation

File saved as "Saving Energy"

Document properties are changed




IT IS EASY BEING GREEN

Saving Energy at Home

A transition is added to the presentation

The title slide has title and subtitle text, which is formatted





Slide 2 is a text slide with a multi-level bulleted list

MAKE SMALL CHANGES TO CUT ENERGY

- Install low-flow faucets and shower heads
 - Cut water consumption **in half**
- Appliances count for 20 percent of electric bill
 - Buy ENERGY STAR qualified products
 - Run dishwasher, clothes washer with full loads
 - Wash clothes in cold water

The text on Slide 2 has appropriate formatting



Slide 3 is created with the Title
Only slide layout style

A photograph is added to
Slide 3

Photograph on Slide 3 is
resized

USE ENERGY EFFICIENT LIGHTING




Slide 4 is created with a title and two headings

ADJUST YOUR THERMOSTATS

Furnace: 68 degrees

Water heater: 120 degrees

Clips are resized and repositioned



Clips are added to all the slides

Presentation has an appropriate closing slide



BE GREEN

Save Energy at Home